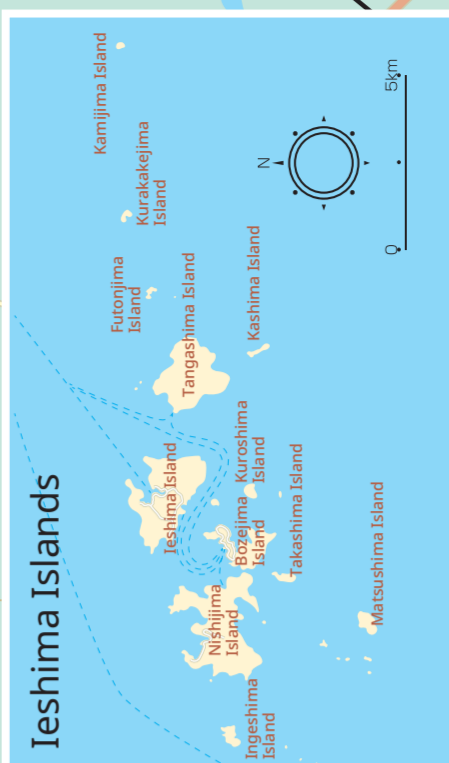
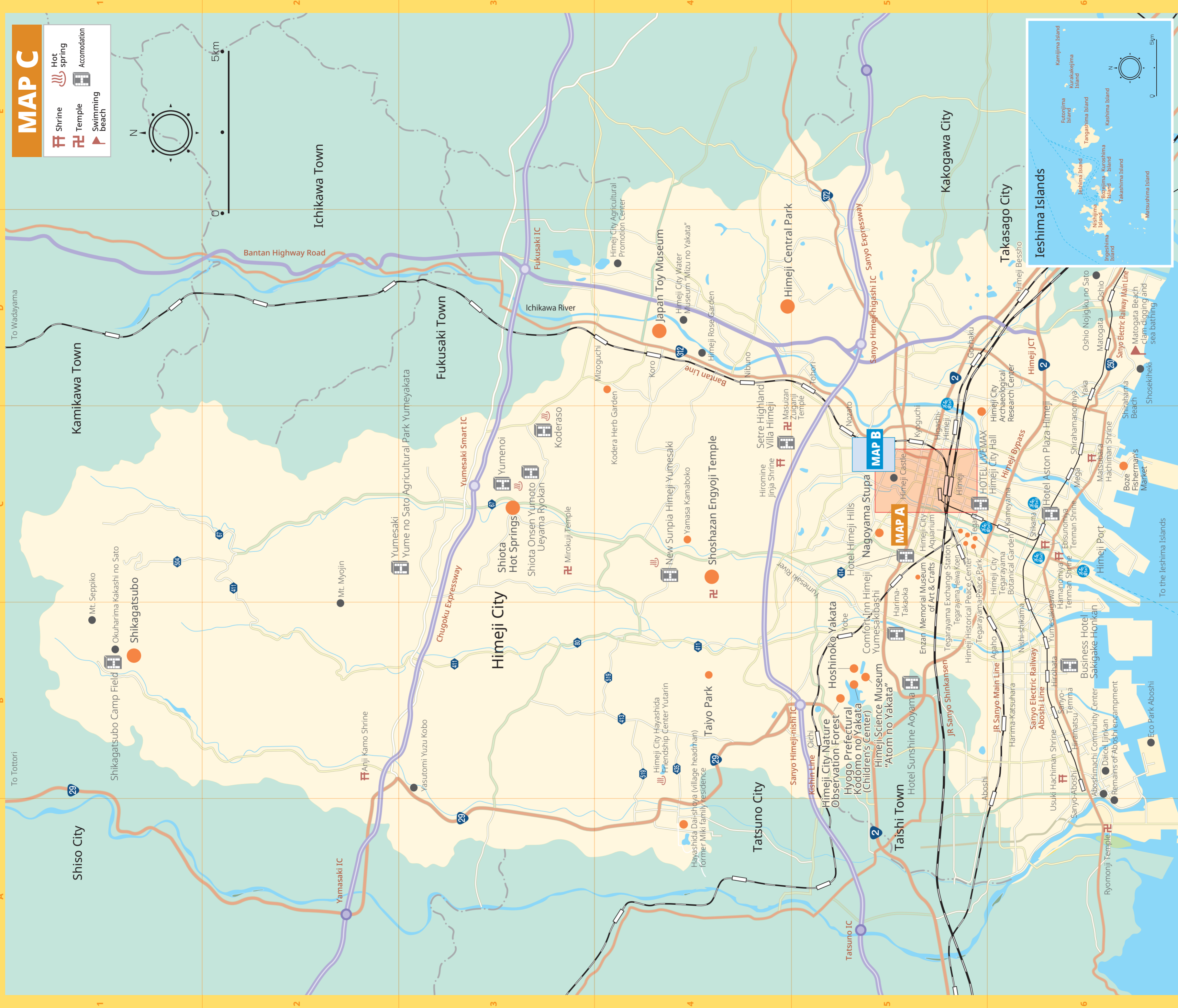


# MAP C

-  Shrine
-  Hot spring
-  Temple
-  Swimming beach
-  Accommodation



## English TOURIST GUIDE & MAP HIMEJI

-  Himeji City Map
-  Himeji Station Area Map
-  Restaurant Guide
-  Souvenir Store Information
-  Main Himeji City Tourist Information



### information

**Himeji Sightseeing Navi Port**  
(Himeji City Tourist Information Center)  
TEL.079-287-0003

**Tourism Convention Division, City of Himeji**  
TEL.079-221-1500

**Himeji Convention & Visitors Bureau**  
TEL.079-222-2285

Transportation to Himeji



**Official Travel Guide**  
— Visit Himeji

<https://visit-himeji.com/en/>

Address Hours of opening Regular holiday

**Commercial Facilities**

**1 C-7 QWELL Himeji**  
 1-4 Nishiekimae-cho  
 Varies between stores  
 Varies between stores

**2 C-7 Festa Building**  
 363-1 Ekimae-cho  
 10:00 - 20:00  
 (Varies between stores)  
 Jan. 1st

**3 C-7 Omiyage-kan "Banshu Umaimon-dokoro"**  
 222 Tofumachi  
 11:00 - 20:00  
 Irregular

**4 C-7 Omiyage-kan souvenir shops**  
 222 Tofumachi  
 8:30 - 20:00  
 Irregular

**5 D-7 Pirole1**  
 188-1 Ekimae-cho, Pirole1  
 10:00 - 22:00  
 (Varies between stores)  
 Irregular

**6 C-6 Sanyo Department Store**  
 1 Minamimachi  
 10:00 - 19:30  
 (5th and 6th floors of main building)  
 Jan. 1st

**7 C-7 Anago Ryouri Hiragi (QWELL Himeji store)**  
 Has other stores  
 222 Tofumachi  
 1:00 - 20:00  
 Irregular

**8 C-7 Anago Ryouri Hiragi (QWELL Himeji store)**  
 Has other stores  
 222 Tofumachi  
 1:00 - 20:00  
 Irregular

**9 C-7 Anago Ryouri Hiragi (QWELL Himeji store)**  
 Has other stores  
 222 Tofumachi  
 1:00 - 20:00  
 Irregular

**10 C-7 Anago Ryouri Hiragi (QWELL Himeji store)**  
 Has other stores  
 222 Tofumachi  
 1:00 - 20:00  
 Irregular

**11 C-7 Anago Ryouri Hiragi (QWELL Himeji store)**  
 Has other stores  
 222 Tofumachi  
 1:00 - 20:00  
 Irregular

**12 C-7 Anago Ryouri Hiragi (QWELL Himeji store)**  
 Has other stores  
 222 Tofumachi  
 1:00 - 20:00  
 Irregular

**13 C-7 Anago Ryouri Hiragi (QWELL Himeji store)**  
 Has other stores  
 222 Tofumachi  
 1:00 - 20:00  
 Irregular

**14 C-7 Anago Ryouri Hiragi (QWELL Himeji store)**  
 Has other stores  
 222 Tofumachi  
 1:00 - 20:00  
 Irregular

**15 C-7 Anago Ryouri Hiragi (QWELL Himeji store)**  
 Has other stores  
 222 Tofumachi  
 1:00 - 20:00  
 Irregular

**16 C-7 Anago Ryouri Hiragi (QWELL Himeji store)**  
 Has other stores  
 222 Tofumachi  
 1:00 - 20:00  
 Irregular

**17 C-7 Anago Ryouri Hiragi (QWELL Himeji store)**  
 Has other stores  
 222 Tofumachi  
 1:00 - 20:00  
 Irregular

**18 C-7 Banshu Umaimon-dokoro Himeji no Jizake to Himeji Oden Honpo**  
 222 Tofumachi  
 11:00 - 20:00  
 Irregular

**19 C-7 Banshu Umaimon-dokoro HIMEJI TAMAGOYAKI**  
 222 Tofumachi  
 11:00 - 20:00  
 Irregular

**20 C-7 Banshu Umaimon-dokoro Kaisen Donburi Honpo Rikimaru**  
 222 Tofumachi  
 11:00 - 20:00  
 Irregular

**21 D-7 Himeji Tacopy**  
 Festa Bldg. 1F, 363-1 Ekimae-cho  
 10:00 - 20:00  
 Jan. 1st

**22 D-7 Appare Suisan Kirin**  
 Grand Festa 6th Avenue, 188-1 Ekimae-cho  
 11:00 - 22:00  
 Jan. 1st

**23 D-5 Cohan dokoro Yorozu**  
 31 Kameicho  
 17:30 - 23:00  
 (Sat, Sun and public holidays) 12:00-16:00 17:30-23:00  
 Wednesday, First and third Tuesday and Wednesday

**24 B-2 Restaurant Kassui-ken**  
 68 Honmachi  
 10:00 - 16:00  
 Dec. 29th and 30th

**25 A-4 Sushi-ichi**  
 35 Sakamoto-machi  
 11:00 - 14:00  
 16:30 - 23:00  
 Irregular

**26 C-3 Takata-no-baba**  
 Karoyashikikan Ro-no-Yoshiki, 68 Honmachi  
 9:00 - 17:00  
 None

**27 B-6 Himeji Shokudo**  
 222 Tofumachi, 3rd floor  
 11:00 - 15:00  
 17:00 - 22:00  
 (Sat, Sun, and public holidays) 17:00 - 21:00  
 Sunday and national holidays

**28 E-3 Wa Dining Mikashio**  
 190 Soshia Honmachi  
 11:30 - 15:00  
 17:00 - 21:00  
 (Sat, Sun, and public holidays) 11:00 - 15:00  
 Tuesday, First and second Monday

**29 D-5 D-5 Omenashi Dining Fukutei**  
 222 Tofumachi  
 11:30 - 15:00  
 17:00 - 21:00  
 (Sat, Sun, and public holidays) 11:30 - 15:00  
 (Sun, and public holidays) 17:00 - 21:00  
 (Sun, and public holidays) 17:00 - 21:00  
 Wednesday and year end/new year

**30 D-5 Tempura Kichifuku**  
 222 Tofumachi  
 11:30 - 15:00  
 17:00 - 21:00  
 (Sat, Sun, and public holidays) 11:30 - 15:00  
 (Sun, and public holidays) 17:00 - 21:00  
 (Sun, and public holidays) 17:00 - 21:00  
 Tuesday

**31 B-5 Nishimuraya Hakurokan**  
 222 Tofumachi  
 11:30 - 15:00 17:00 - 21:30  
 (November to March) second Wednesday (except for December 30th and 31st) (Sat, Sun, and public holidays) (excluding public holidays)

**32 C-7 Rikimaru JR Himeji Station**  
 Pirole3, 222 Tofumachi  
 (Weekdays) 11:00-21:00  
 (Sat, Sun, and public holidays) 11:00-21:30  
 Jan. 1st

**33 C-3 Oshokujidokoro Sen-Hime**  
 Karoyashikikan Ro-no-Yoshiki, 68 Honmachi  
 None

**34 D-4 Bishokusakaya YUMEZEN**  
 126 Komachi  
 11:30 - 14:00  
 17:00 - 22:00  
 Sunday and public holidays

**35 B-5 Moriju**  
 126 Komachi  
 11:30 - 14:00  
 17:00 - 22:00  
 Sunday and public holidays

**36 D-6 Nanpuu Himeji Main Store**  
 Araki Building 1F, 57 Higashiekimae-cho  
 (Weekdays) 11:30-15:00 17:00-23:00  
 (Sat, Sun, and public holidays) 11:30 - 23:00  
 Dec. 31st and Jan. 1st

**37 C-4 Moritomi**  
 Oremae Danen Bldg. II 1F and 2F, 127 Honmachi  
 11:30 - 14:30  
 17:00 - 22:00  
 Monday

**38 C-3 Home Cooking Sugimoto**  
 Oremae Daichi Bldg. 1F, 68 Honmachi  
 11:00 - 14:00  
 17:00 - 21:00  
 Irregular

**39 F-4 Seiko Club Shoukougaishtoten**  
 Inside Himeji Chamber of Commerce and Industry, 43 Shonemachi  
 (Lunch) 11:30 - 15:00  
 (Dinner) 17:30 - 21:30  
 Wednesday

**40 D-7 Appare Suisan Kirin**  
 Grand Festa 6th Avenue, 188-1 Ekimae-cho  
 11:00 - 22:00  
 Jan. 1st

**41 B-5 Cohan dokoro Yorozu**  
 31 Kameicho  
 17:30 - 23:00  
 (Sat, Sun, and public holidays) 12:00-16:00 17:30-23:00  
 Wednesday, First and third Tuesday and Wednesday

**42 B-2 Restaurant Kassui-ken**  
 68 Honmachi  
 10:00 - 16:00  
 Dec. 29th and 30th

**43 A-4 Sushi-ichi**  
 35 Sakamoto-machi  
 11:00 - 14:00  
 16:30 - 23:00  
 Irregular

**44 C-3 Takata-no-baba**  
 Karoyashikikan Ro-no-Yoshiki, 68 Honmachi  
 9:00 - 17:00  
 None

**45 B-6 Himeji Shokudo**  
 222 Tofumachi, 3rd floor  
 11:00 - 15:00  
 17:00 - 22:00  
 (Sat, Sun, and public holidays) 17:00 - 21:00  
 Sunday and national holidays

**46 E-3 Wa Dining Mikashio**  
 190 Soshia Honmachi  
 11:30 - 15:00  
 17:00 - 21:00  
 (Sat, Sun, and public holidays) 11:00 - 15:00  
 Tuesday, First and second Monday

**47 D-5 D-5 Omenashi Dining Fukutei**  
 222 Tofumachi  
 11:30 - 15:00  
 17:00 - 21:00  
 (Sat, Sun, and public holidays) 11:30 - 15:00  
 (Sun, and public holidays) 17:00 - 21:00  
 (Sun, and public holidays) 17:00 - 21:00  
 Wednesday and year end/new year

**48 D-5 Tempura Kichifuku**  
 222 Tofumachi  
 11:30 - 15:00  
 17:00 - 21:00  
 (Sat, Sun, and public holidays) 11:30 - 15:00  
 (Sun, and public holidays) 17:00 - 21:00  
 (Sun, and public holidays) 17:00 - 21:00  
 Tuesday

**49 B-5 Nishimuraya Hakurokan**  
 222 Tofumachi  
 11:30 - 15:00 17:00 - 21:30  
 (November to March) second Wednesday (except for December 30th and 31st) (Sat, Sun, and public holidays) (excluding public holidays)

**50 C-7 Rikimaru JR Himeji Station**  
 Pirole3, 222 Tofumachi  
 (Weekdays) 11:00-21:00  
 (Sat, Sun, and public holidays) 11:00-21:30  
 Jan. 1st

**51 C-3 Oshokujidokoro Sen-Hime**  
 Karoyashikikan Ro-no-Yoshiki, 68 Honmachi  
 None

**52 D-4 Bishokusakaya YUMEZEN**  
 126 Komachi  
 11:30 - 14:00  
 17:00 - 22:00  
 Sunday and public holidays

**53 B-5 Moriju**  
 126 Komachi  
 11:30 - 14:00  
 17:00 - 22:00  
 Sunday and public holidays

**54 B-5 Moriju**  
 126 Komachi  
 11:30 - 14:00  
 17:00 - 22:00  
 Sunday and public holidays

The restaurants listed here have been taken from the "Himeji Tourist Guide Book" (Issued July 2025) and the "Himeji no Michi (Visit Himeji Official Travel Guide)" website of the Himeji Convention & Visitors Bureau.

**Cafes**

**1 D-5 Hamamoto Coffee**  
 49 Nikaimachi  
 7:00 - 18:00  
 Thursday

**2 D-4 Sabo Tairiku Honten**  
 Has other stores  
 89 Watamachi  
 8:30 - 17:00  
 Year end and New Year

**Souvenirs**

**1 C-7 (Pirole Souvenir shop) Harimahonpo Kisou**  
 222 Tofumachi  
 8:30 - 20:00  
 Irregular

**2 C-7 (Pirole Souvenir shop) Goso Monaka Honpo Nakano Inc.**  
 222 Tofumachi  
 8:30 - 20:00  
 Irregular

**3 C-7 (Pirole Souvenir shop) Hangetsuan**  
 Festa Bldg. 1F, 363-1 Ekimae-cho  
 11:00 - 24:00  
 Irregular

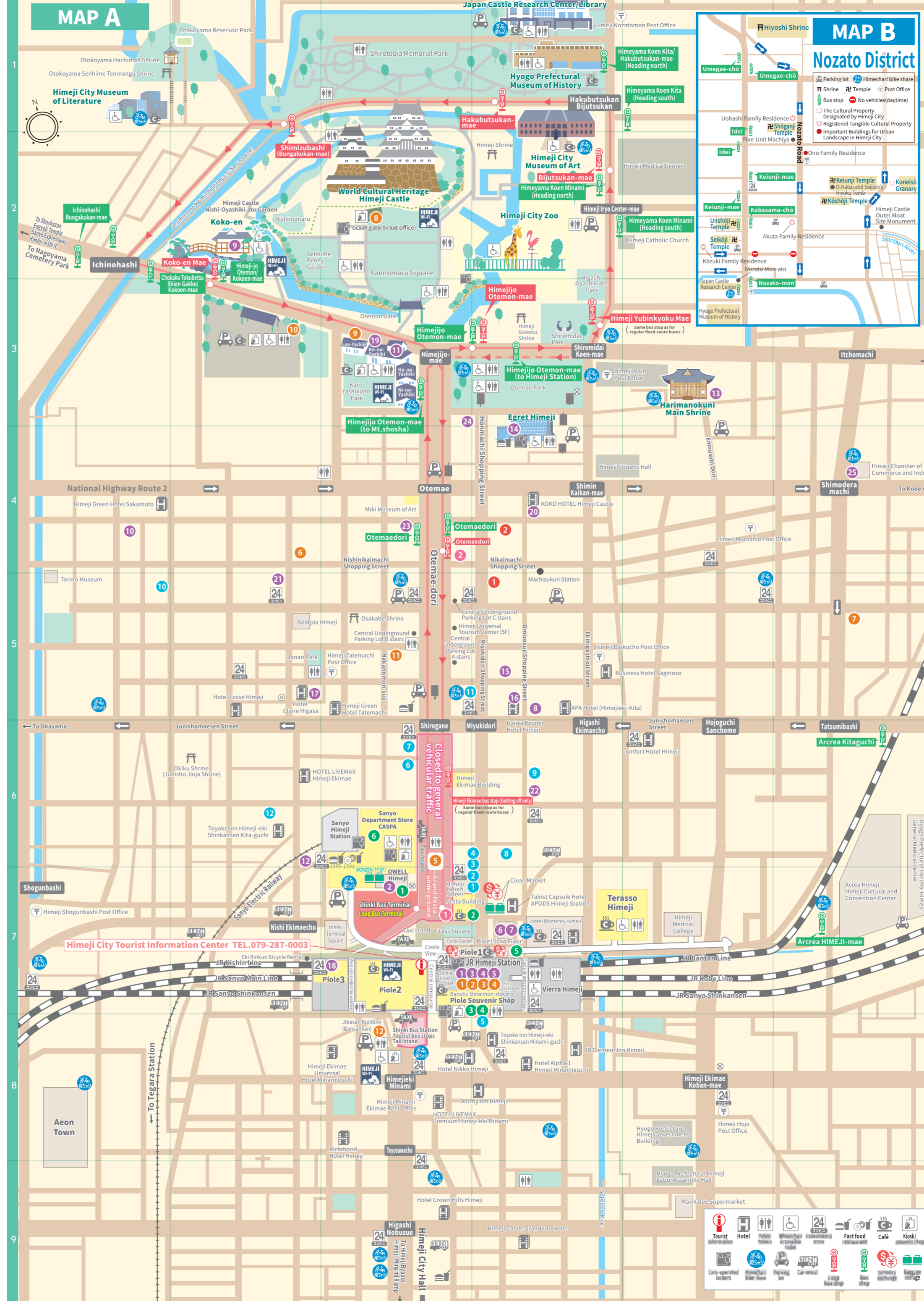
**4 C-7 (Pirole Souvenir shop) Tatsuriki Shop**  
 Grand Festa 2nd Avenue, 188-1 Ekimae-cho  
 10:00 - 20:00  
 Jan. 1st

**5 B-4 Iseya Honten (Nishinkaimachi)**  
 Has other stores  
 84 Nishinkaimachi  
 9:00 - 18:00  
 Jan. 1st

**Others**

**1 C-7 Takeda-no-Anago Meshi Maneki Honten**  
 Festa Bldg. 1F, 363-1 Ekimae-cho  
 9:00 - 20:00  
 Jan. 1st

**2 C-4 Yamasa Kamaboko Otaetaen**  
 60 Nikaimachi  
 9:30 - 19:00  
 Jan. 1st



Hours of opening Contact details Admission fee Access

**World Heritage Site and National Treasure – Himeji Castle** MAP C-2



Himeji Castle was constructed at around the beginning of the 17th century and is described as the castle that was completed the most during the period when Japan's unique castle architecture technology was at its peak. It was designated a National Treasure in 1951 and was registered as Japan's first World Heritage Site (Cultural Heritage) in 1993. It is also known as Hakuro-jo or Shirasagi-jo ("White Heron Castle") because its elegant appearance plastered with white lime plaster is said to resemble a white heron taking off.

**Himeji Castle**

**A** 9am - 5pm (entry until 4pm) \*Varies between seasons  
**B** Himeji Castle Management Office : +81-79-285-1146

	Non-residents aged 18+	Himeji residents aged 18+ *1	Under 18s *2
<b>C</b> Individual	¥2,500	¥1,000	Free
Group	¥2,000	¥800	
Himeji Castle+Koko-en Garden combined ticket		¥2,600	
Annual ticket		¥5,000	

**D** 20 min on foot or 5 min by bus from Himeji station  
 \*1 Requires presentation of a valid ID.  
 \*2 Visitors aged 18 or younger are eligible for under 18s admission until the first March 31st after their 18th birthday.

**Himeji Castle Nishi-Oyashiki-ato Garden Koko-en** MAP B-2



Koko-en is a Japanese garden in the former site of the Himeji Domain Lord's dwelling and samurai residences. It consists of nine gardens of various sizes. The gardens also include the "Souju-an" tea house and "Kassui-ken" restaurant.


**Koko-en**

**A** 9am - 5pm (entry until 4:30pm) \*Varies between seasons  
**B** Koko-en Office : +81-79-289-4120

	18 and over	Under 18s *3
<b>C</b> Individual	¥400	Free

**D** 20 min on foot or 5 min by bus from Himeji station  
 \*3 Visitors aged 18 or younger are eligible for under 18s admission until the first March 31st after their 18th birthday.

**Shoshazan Engyoji Temple** MAP C-4(MAP C)



The Shoshazan Engyoji Temple was founded by the priest Shoku in 966 as a temple in the Tendai sect. It is the 27th pilgrimage site on the Saigoku Kannon Pilgrimage and is also known as the "Heizan of the West."

**Shoshazan Engyoji Temple**

**B** Engyoji Temple Office : +81-79-266-3327

<b>C</b> Junior high school and older	Elementary school	Preschool and younger
¥800	¥500	Free

**D** 30 min by bus from Himeji station

**Mt. Shosha Ropeway**

The ropeway transports passengers from Shosha Station to Sanjo Station (difference in height : 211m) in just four minutes.

**Mt. Shosha Ropeway**

**A** 8:30am - 5pm (every 15 minutes) \*Opening hours vary between seasons  
**B** Mt. Shosha Ropeway : +81-79-266-2006

	One-way	Round-trip
<b>C</b> Adults	¥700	¥1,200
Children	¥350	¥600

\*Subject to closure during the winter season for periodic inspection.

Visit Himeji Official website  
 Himejichari Share Cycle Official website  
 List of accommodation facilities